





Motivational Calendar



Month _____

My parents and I decided that if I complete
20 days of **Summer Bridge Activities™** and
read _____ minutes a day, my incentive/reward will be:

Child's Signature _____ Parent's Signature _____

Day 1			_____	Day 11			_____
Day 2			_____	Day 12			_____
Day 3			_____	Day 13			_____
Day 4			_____	Day 14			_____
Day 5			_____	Day 15			_____
Day 6			_____	Day 16			_____
Day 7			_____	Day 17			_____
Day 8			_____	Day 18			_____
Day 9			_____	Day 19			_____
Day 10			_____	Day 20			_____



Child: Color the  for daily activities completed.

Color the  for daily reading completed.

Parent: Initial the _____ when all activities are complete.



Complete the counting patterns.

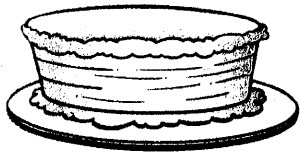


10	20		40			70			100
----	----	--	----	--	--	----	--	--	-----

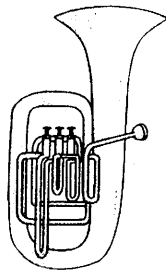
5	10	15				35	40		
55			70				90		

2	4		8		12			18		22
	26			32					42	

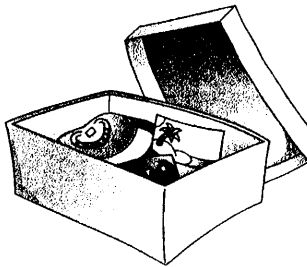
Write the short and long vowels.




c _ a _ ke




t _ _ ba




b _ _ x



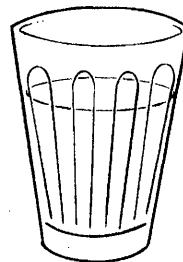
d _ _ ck



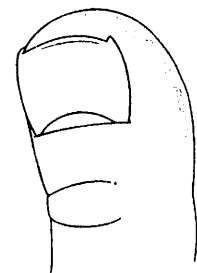
t _ _ re



l _ _ mp



m _ _ lk



t _ _ e

FACTOID

A "jiffy" is a real unit of time—stands for 1/100th of a second.



"Where is it?" Write down whether the object is in front of, next to, or behind the other object.



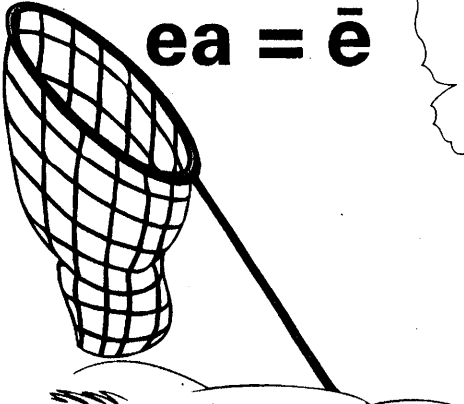

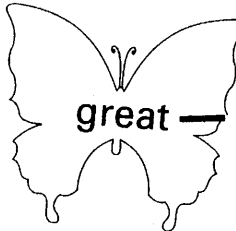
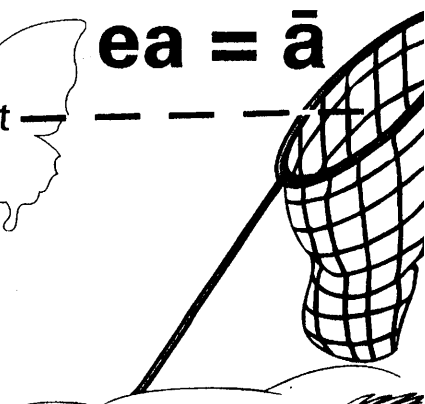
1. The slide is

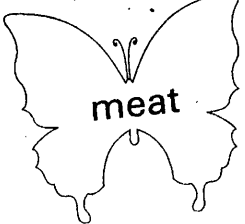

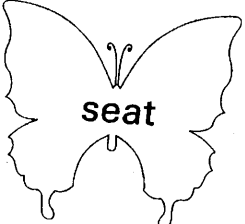

_____ the boy.

2. The swing set is _____ the slide.


3. The sand pit is _____ the swing set.

Catch each butterfly. Put each one in the right net by drawing a line to where it belongs.

ea = ē   **EXAMPLE:**  **ea = ā** 

Decide how many tens and how many ones make up each number.



EXAMPLE:

26 = 2 tens 6 ones 41 = _____ ones _____ tens
45 = _____ tens _____ ones 84 = _____ tens _____ ones
65 = _____ ones _____ tens 72 = _____ ones _____ tens
17 = _____ ones _____ tens 39 = _____ tens _____ ones
50 = _____ tens _____ ones 51 = _____ ones _____ tens
97 = _____ ones _____ tens 100 = _____ tens _____ ones

Read the sentence; then follow the directions.



Denise hugged her dog three times.

1. Circle the word hugged.
2. Draw a box around the word that tells who Denise hugged.
3. Underline the word that tells who hugged the dog.
4. Draw a picture of Denise and her dog.

Blank area for drawing a picture of Denise and her dog.

Number these sentences in the order they happened.



FACTOID

Talk about a fish out of water! The lung fish can survive out of the water for almost four years.

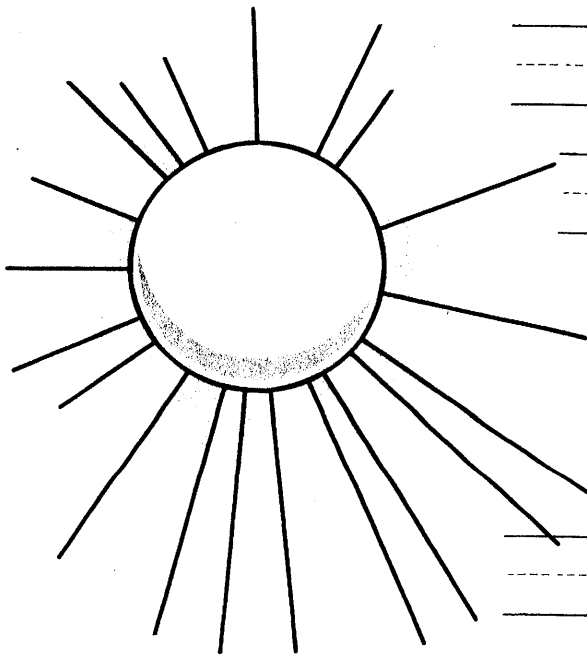


- The sun came out. It was a pretty day.
- The thunder roared, and the lightning flashed.
- It rained and rained.
- Sue put her umbrella away.
- Sue walked under her umbrella.
- The clouds came, and the sky was dark.


Finish the story.




Once there was a sun. The happy sun loved to shine its bright rays onto the earth because...




Draw the hands to match the time, or write the time to match the hands.




2:30




_____ : _____




10:30



_____ : _____




5:00




_____ : _____

Circle the letters that spell the beginning sound of each picture.




ch wh sh th




ch wh sh th




ch wh sh th




ch wh sh th




ch wh sh th



ch wh sh th



ch wh sh th



ch wh sh th


Read and decide.



FACTOID

Ever wondered how night butterflies avoid hungry bats? They have ears on their wings!

One day, a man went on a hunt. He hunted for a long time. At the end of the day, he was very happy. What do you think the man found? Did he find something to eat? Did he find something pretty? Did he find something funny? Decide what the man found and draw a picture of it!



Put the following words in alphabetical order.



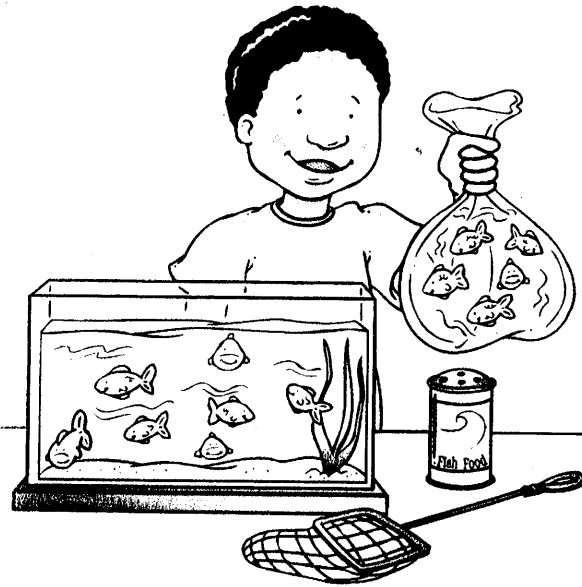

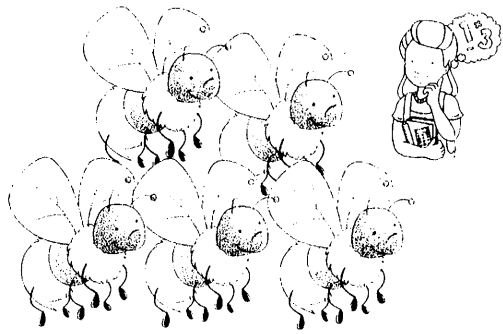
- he
- up
- fat
- little
- big
- stop
- and
- out
- slow
- go

1.	_____	6.	_____
	-----		-----
	_____		_____
2.	_____	7.	_____
	-----		-----
	_____		_____
3.	_____	8.	_____
	-----		-----
	_____		_____
4.	_____	9.	_____
	-----		-----
	_____		_____
5.	_____	10.	_____
	-----		-----
	_____		_____

Solve these problems.

1. Rob found five bees.
Denise found five bees.
How many bees are there in all?

_____ bees

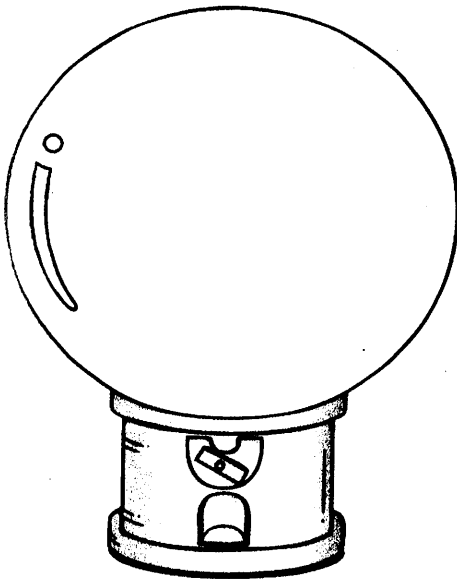
$$\begin{array}{r} \square \\ + \square \\ \hline \square \end{array}$$


2. Matt has seven fish.
Matt bought five more fish.
How many fish are there in all?

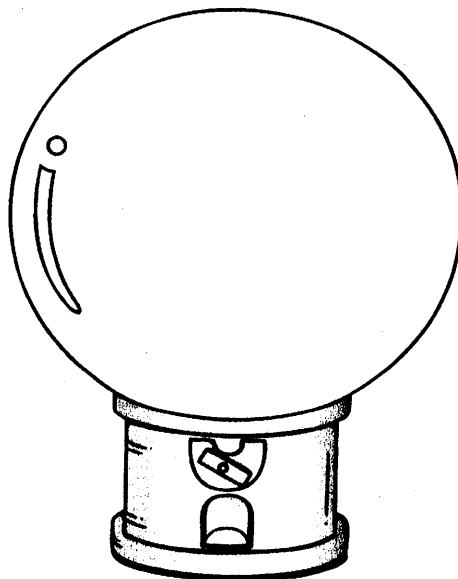
_____ fish

$$\begin{array}{r} \square \\ + \square \\ \hline \square \end{array}$$

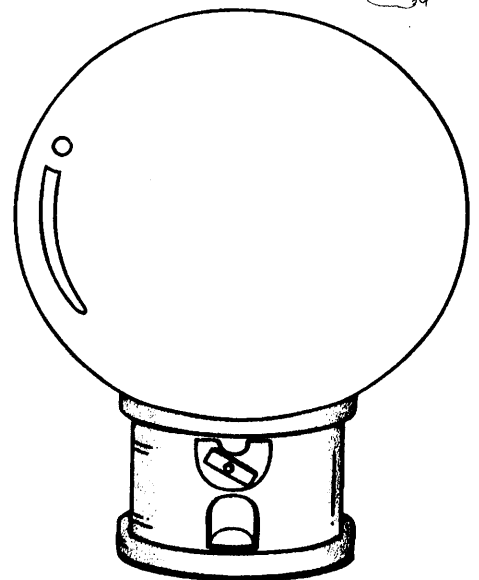
Draw and color the correct number of gum balls in each machine.



seven red gum balls



ten orange gum balls

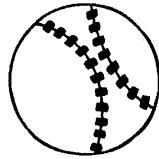


five blue gum balls

Read each story. Choose the best title.



Tanner is up now.
He hits the ball.
"Run, Tanner, run!
Run to first base,
then to second. Can you
run to home base?"



1. Running
2. Tanner Plays
3. Tanner's Baseball Game



A rabbit can jump.
Frogs can jump
too—but a kan-
garoo is the best
jumper of all!

1. Jumping Rabbits
2. Animals That Jump
3. Hop! Hop! Hop!

Allie put on
her blue coat
and her fuzzy,
pink hat. Then
she put on
her warm,
white mittens.



1. A Hot Day
2. Getting Ready to Go
3. Allie Likes to Play

Rob gave his pet
dog a bone. He
gave his fat cat
some canned cat
food. He also fed
the ducks.



1. Feeding the Animals
2. Rob's Animals
3. Cats, Dogs, and Birds

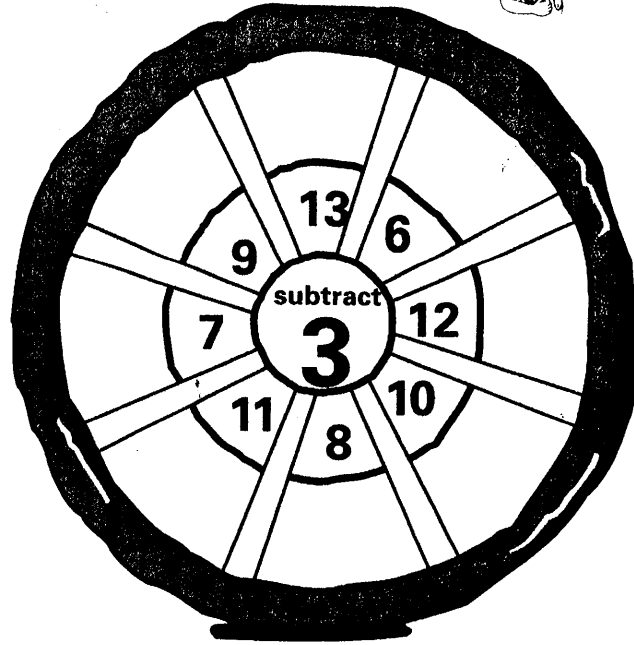

Make these words plural, meaning more than one, by adding **-s** or **-es**.

EXAMPLE:


- | | | | |
|-----------|-------|------|-------|
| 1. cat | _____ | cats | _____ |
| 2. kitten | _____ | | |
| 3. glass | _____ | | |
| 4. inch | _____ | | |
| 5. truck | _____ | | |
| 6. dish | _____ | | |
| 7. fan | _____ | | |
| 8. clock | _____ | | |
| 9. wish | _____ | | |
| 10. brush | _____ | | |
| 11. ball | _____ | | |
| 12. dog | _____ | | |



Subtract and fill in the answers on the outer circle.




Circle and write the word that goes with each picture.



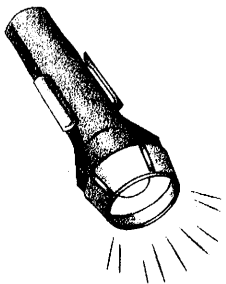
glove

glue



flower

flag



flashlight

fly

Use the following words to fill in the blanks:



Who

What

Where

Why

When

1.

are my keys?

2.

funny toy is mine?

3.

is your birthday party?

4.

is Mother coming?

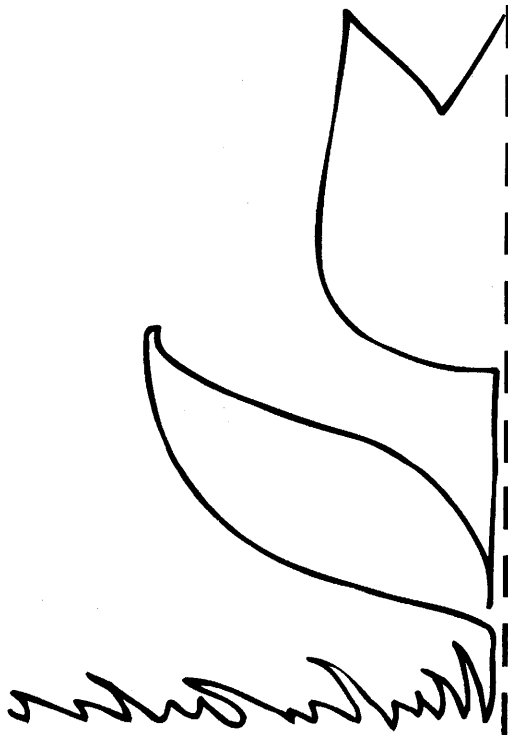
5.

was there?

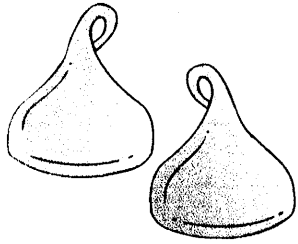
6.

is the sky dark?

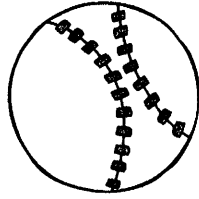
Draw the other half. Color.



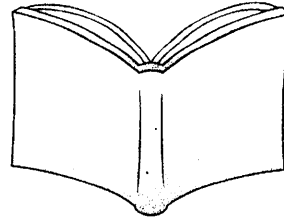
Solve the following problems.




6¢



11¢



5¢



9¢

Lori has 15¢.
She bought an



15

- 9

How much does
she have left?

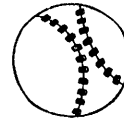
6¢

Allie has 12¢.
She bought a



How much does
she have left?

Tanner bought a




and a

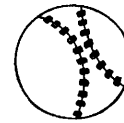


How much did he
spend?

Rob bought a



and a




How much did he
spend?

Carly and Emily were playing Simon Says, where you must repeat an action if the person says "Simon Says."




Carly said, "Simon says, jump up and down;
then clap your hands." Then she said, "Clap
your hands; then spin around in a circle."
What two actions should Emily do?




Color the correct shape.



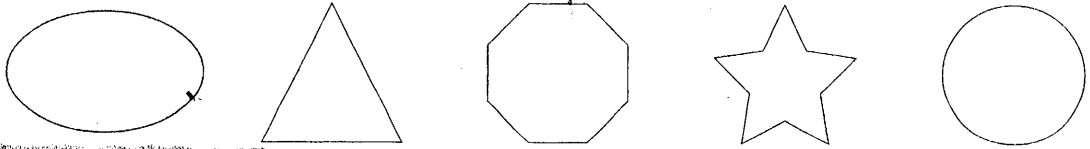
Color the circle purple.



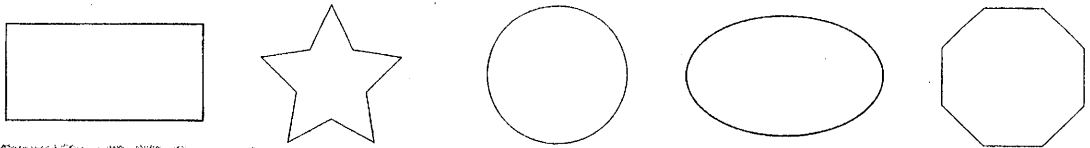
Color the square blue.




Color the triangle green.



Color the rectangle red.



Color the diamond pink.




Finish the story.




Last night I had the strangest dream. I dreamed that I...

Handwriting practice lines consisting of solid top and bottom lines with a dashed middle line. The lines are contained within a large, cloud-like speech bubble shape.



Read the story below and then answer the questions.

George lives on a farm. He wakes up early to do chores. George feeds the horses and pigs. He also collects the eggs. Sometimes, he helps his dad milk the cows. His favorite thing to do in the morning is eat breakfast.



1. Where does George live? _____
2. Why does he have to wake up early? _____
3. Name one chore George has to do: _____
4. What is his favorite thing to do in the morning?

Fill in the letters under the picture. Write the words on the correct line to answer the puzzle below. Color each picture the color below its line.


oi



c _____ n



v _____ ce



_____ l

_____ line
yellow

You can put this in your pocket.


_____ line
green

You use this to hum, talk, and laugh.

_____ line
red

Put this on and no more squeaks!

Add.



1.	2	1	4	5	2	4	5
	2	1	4	5	3	3	4
	<u>+ 2</u>	<u>+ 1</u>	<u>+ 4</u>	<u>+ 5</u>	<u>+ 2</u>	<u>+ 0</u>	<u>+ 5</u>



2.	3	6	7	10	8	5	9
	3	6	0	10	3	1	0
	<u>+ 3</u>	<u>+ 6</u>	<u>+ 7</u>	<u>+ 10</u>	<u>+ 2</u>	<u>+ 5</u>	<u>+ 1</u>

Give some facts about you and your family. Draw a picture of your family.



1. I have _____ sisters.
2. I have _____ brothers.
3. My mom's name is _____.
4. My dad's name is _____.
5. I am _____ years old.
6. We have a pet _____.
7. My favorite food is _____.
8. My favorite color is _____.

What day comes next? Fill in the blanks.




Monday, _____, _____, Wednesday,

_____, Friday, and _____

How many days are in a week?

Name the days you go to school during the week.



Complete these sentences by unscrambling the words and writing them in the blanks.



1. Matt had a _____ for _____ mother.
 igft **ihs**

2. The _____ has a broken window.
 acr

3. A bee _____ on _____ flower.
 ats **hte**

4. My _____ works at the _____.
 add **tsoer**

5. Sue _____ a _____ dog named Spot.
 sha **ept**

Add.

1. 5 8 3 9 15 10 8
 +7 +4 +7 +5 +2 +6 +3

Copy



Subtract.

2. 12 9 11 8 10 6 7
 -8 -4 -7 -8 -2 -2 -5


Write the words that match the clues.



1. It begins like stuck.
It rhymes with late. state

2. It begins like rip.
It rhymes with cake.

3. It begins like very.
It rhymes with note.



4. It begins like break.
It rhymes with him.

5. It begins like gum.
It rhymes with late.




Write the numeral by the number word.


_____ six _____ nine _____ four _____ one
 _____ ten _____ two _____ three _____ seven
 _____ five _____ eight _____ zero _____ twelve



_____ nineteen _____ eleven _____ fourteen
 _____ twenty-one _____ sixteen _____ eighteen
 _____ thirteen _____ fifteen _____ seventeen
 _____ twenty _____ twenty-five _____ thirty



Does the _____ say (i) or (e) in the words below?
 Write i or e in the boxes.



e

bab

fl

wind

bunn

fr

sh

famil

sill

happ

jell

r

m

funn


bu

tr

Draw the following.




1. Draw one tree.
2. Draw four flowers.
3. Color one orange butterfly in the tree.
4. Draw a park bench.
5. Draw three pigeons beside the bench.
6. Draw a yellow sun.



Read the story; then answer the questions.



Rob is excited for summer. He wants to do many things. He wants to visit all of the animals at the zoo. He also wants to go camping in the mountains. Rob loves to swim and play with his friends, too.



1. What is Rob excited for? _____
2. What does he want to visit at the zoo? _____
3. Where does he want to go camping? _____
4. What does Rob love to do? _____
and _____

Use the problems below to work on place value.
Be sure to read before you write.



46 = _____ tens _____ ones

19 = _____ ones _____ tens

84 = _____ tens _____ ones


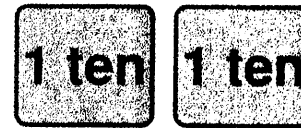
64 = _____ tens _____ ones

4 tens and 0 ones = _____

1 ten and 1 one = _____

9 ones and 3 tens = _____

1 hundred, 2 tens, and 8 ones = _____



Circle the root, or base, word in each of the following words.



EXAMPLE:

- | | | |
|--------------------|--------------|--------------|
| 1. <u>run</u> ning | 2. digging | 3. stepping |
| 4. hopped | 5. slowly | 6. careful |
| 7. fastest | 8. playful | 9. dropped |
| 10. standing | 11. boxes | 12. catches |
| 13. ripped | 14. lovely | 15. friendly |
| 16. tallest | 17. sickness | 18. rabbits |

Fill in the circle in front of each correct answer. There may be more than one correct answer in each box.



We can taste

- the porch swing.
- a green apple.
- a cheese sandwich.

We can see

- a sweater on the shelf.
- a pain in our leg.
- a watch on a chain.

We can feel

- the cold rain.
- sand on the seashore.
- the night.

We can smell

- cakes in the oven.
- cookies on a plate.
- wind blowing the trees.

We can smell

- a rose on a bush.
- the ticking of a clock.
- dinner cooking.

We can taste

- a dill pickle.
- popcorn in a dish.
- a cloud in the sky.

We can see

- soldiers marching.
- the weeks.
- a scratch on the table.


We can feel

- the hot sunshine.
- a cold dish.
- the dog chasing a cat.

What would you plant in your garden and why? Draw a picture.



Handwriting practice lines consisting of solid top and bottom lines with a dashed middle line. There are four sets of these lines provided for writing and drawing.

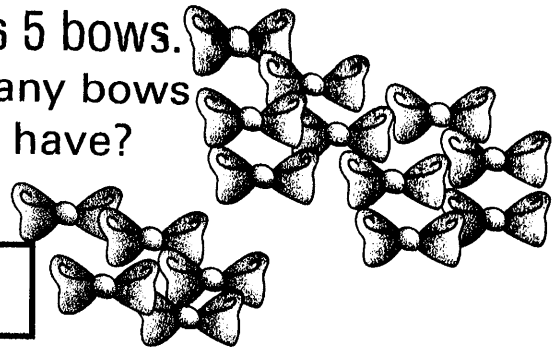


Solve these problems.


Tanner spent 8¢.
Denise spent 2¢.
How much did they spend altogether?



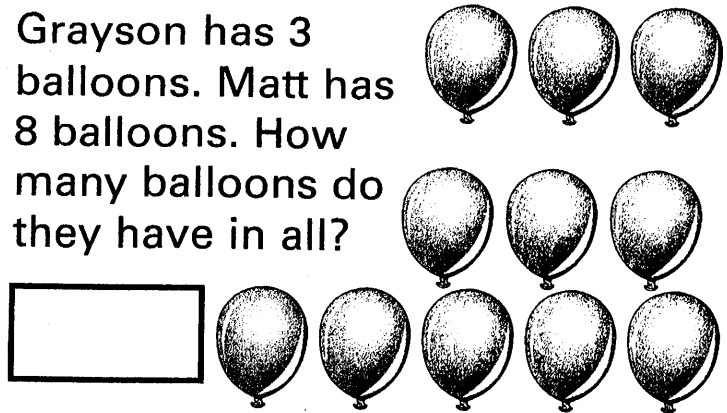
Allie has 10 bows.
Lori has 5 bows.
How many bows do they have?



Rob has 6 fish.
Matt has 2 fish.
How many fish do they have in all?



Grayson has 3 balloons.
Matt has 8 balloons.
How many balloons do they have in all?



Study and spell the words in this word list.



brave	glad	stone	fast	crop	lost
slip	slap	last	step	stop	list

Unscramble the words. (Clue: You will find them in your word list.)

psla _____

etsno _____

stal _____

ptos _____

rebav _____

solt _____

porc _____

lgda _____

atsf _____


psil _____

epst _____

stil _____


Read each paragraph and circle the sentence that explains the main idea of the paragraph.

- Allie's umbrella is old. It has holes in it. The color is faded. It doesn't keep the rain off her.



- Tabby is a tan and white cat. He has a long, white tail. He lives on a farm in the country. Tabby helps the farmer by catching mice in the barn. He sleeps on soft, green hay.

- There are big, black clouds in the sky. The wind is blowing, and it is getting cold. It is going to snow.



Find the opposites in the word search box.



- The opposite of clean is _____.
- The opposite of night is _____.
- The opposite of hot is _____.
- The opposite of light is _____.
- The opposite of laugh is _____.
- The opposite of up is _____.

v	d	i	r	t	y	e	h	k
a	b	a	m	c	e	u	d	g
x	c	r	y	o	d	s	a	j
w	l	h	o	l	r	j	y	n
q	a	z	c	d	d	o	w	n
d	a	r	k	b	s	s	l	m
h	r	e	p	s	t	d	j	p

Subtraction. Draw a line between the pairs that have the same answer.



a. $5 - 3$ ——— $6 - 4$
 $3 - 3$ $9 - 1$


b. $8 - 7$
 $3 - 1$

$9 - 4$
 $5 - 3$

c. $8 - 4$ $7 - 2$
 $7 - 5$ $5 - 1$

d. $8 - 2$
 $9 - 5$

$8 - 3$
 $7 - 3$



e. $10 - 5$ $7 - 1$
 $12 - 6$ $9 - 4$
 $2 - 0$ $6 - 0$

f. $5 - 5$
 $12 - 9$
 $11 - 4$

$14 - 7$
 $8 - 5$
 $8 - 8$

Something is wrong with one word in each sentence. Find the word and correct it!



1. What may i help with?

2. Gve him a brush.

3. You can sti on the chair.

4. Will you miks the paint?

5. Ded you get the pen?

Circle the words that do not belong in the numbered lists below.




1. beans carrots corn **balls** peas **books**
2. train boat leg car dress jet
3. cat orange green blue red five
4. lake ocean pond chair river shoe
5. bear apple lion wolf pillow tiger
6. Jane Kathy Tom Fred Jill Anne
7. park scared happy sad mad bee
8. tulip daffodil wagon daisy basket rose

High-Flying Story. This baby eagle needs help. Read the story to learn more about it. Circle the letter of the best answer for each question.




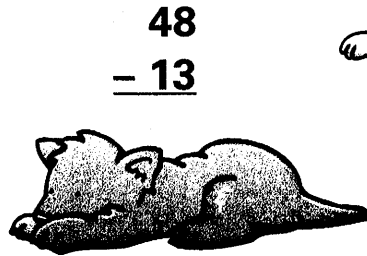
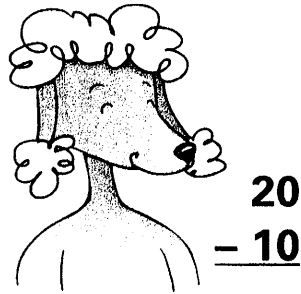


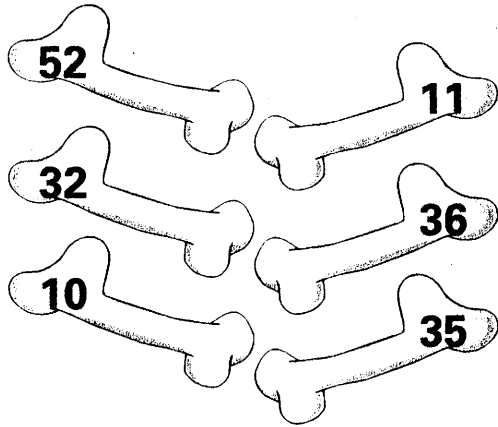

Deke is a baby bald eagle who is learning to fly. It has been a real **hardship** for Deke. He has been practicing for days. **He** just does not seem to be improving.

Getting up in the air was easy. Flying over the plains was no problem. But Deke has trouble flying around things. He does not do well when he **attempts** to land on a certain spot, either. It is hard for Deke to face his friends. Perhaps he should sign up for flying lessons to better his flying skills.



1. The word **hardship** means:
 - a. something that is not easy
 - b. a boat
 - c. a broken wing
2. In the story, the word **He** stands for:
 - a. Deke's friend
 - b. Deke
 - c. the teacher
3. The word **attempts** means:
 - a. sings
 - b. tries
 - c. waits

Help Pocket and his friends find their doggy snacks by drawing a line to match each dog with the correct answer bone.



Circle the letters that spell the ending sounds.




EXAMPLE:

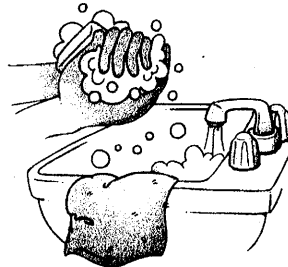
math

12
- 2
10


th sh ch



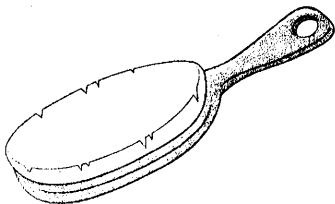
th sh ch



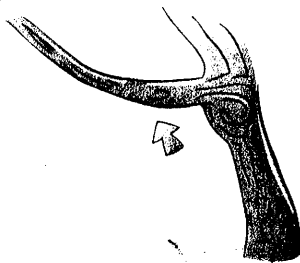
th sh ch




th sh ch



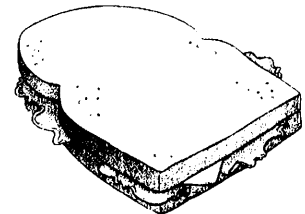
th sh ch



th sh ch



th sh ch



th sh ch

Fill in the missing oi or oy; then write the word.



b _ _ _

s _ _ _ l

_ _ _ ster

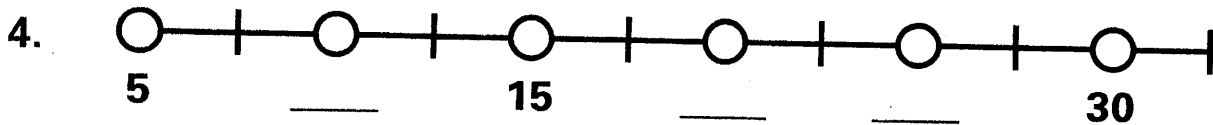
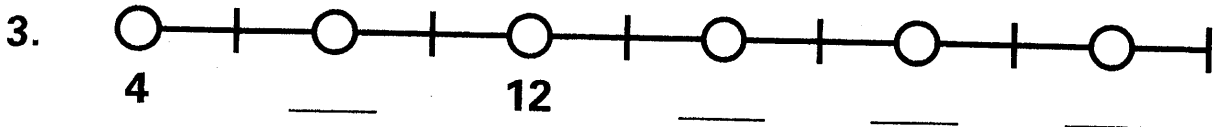
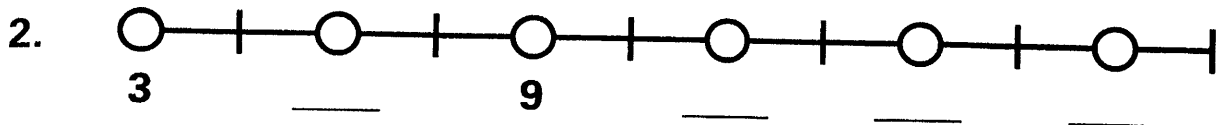
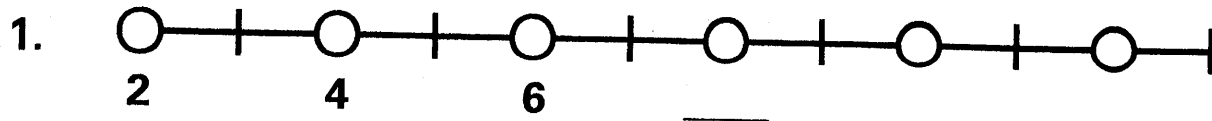
t _ _ _

p _ _ _ nt

Write the correct word in the blank.

1. Grayson _____ a song. **sing** **sang**
2. Did the bell _____ yet? **ring** **rang**
3. The bee _____ the king. **stung** **sting**
4. The waves will _____ the ship. **sank** **sink**
5. Mom will take a _____ trip. **ship** **short**
6. I _____ visit Grandma at home. **shack** **shall**
7. Lori has a _____ on her back. **rash** **rush**

Finish the chart.



Use the Word Study List to do the following activity.



Word Study List

- go
- me
- we
- he
- no
- so
- she
- be
- see
- bee

1. Write the word go. Change the beginning letter to make two more words.

2. Write the words that mean the opposite of yes and stop.

3. Write she; then write two more words that end the same.

Fill in the blank with a homophone for the underlined word.
Remember: Homophones sound the same but have different meanings.



made ~~eight~~ sea through
wood right bee hear knot

1. Denise ate eight pancakes for breakfast.
2. Stay here and you can _____ the music.
3. Can you see the _____ from the top of the hill?
4. Be careful when you catch a _____.
5. Would you get some _____ for the fire?
6. Did you write the _____ answer?
7. He threw the ball _____ the window.
8. Our maid _____ all the beds.
9. The little girl could not tie a _____ in the rope.

What did you do yesterday?

Write down your activities in the order you did them.



1.

2.

3.

4.

5.

Read and solve the math problem below.



Day

On July 4th, Rob and his friends went to the parade. It was a hot day. Rob bought five snow cones. He gave one to Grayson, one to Denise, and one to Allie. How many snow cones did Rob have left?

<hr/>	



Divide the following compound words.

snow/ball.



- | | | |
|--------------|---------------|--------------|
| 1. goldfish | 2. daytime | 3. spaceship |
| 4. blueberry | 5. grapefruit | 6. newspaper |
| 7. hairbrush | 8. popcorn | 9. doghouse |
| 10. railroad | 11. sailboat | 12. cupcake |
| 13. sometime | 14. today | 15. sidewalk |

Subtraction.



$$\begin{array}{r} 10 \\ -2 \\ \hline \end{array}$$

$$\begin{array}{r} 10 \\ -9 \\ \hline \end{array}$$

$$\begin{array}{r} 10 \\ -7 \\ \hline \end{array}$$

$$\begin{array}{r} 10 \\ -1 \\ \hline \end{array}$$

$$\begin{array}{r} 10 \\ -8 \\ \hline \end{array}$$

$$\begin{array}{r} 10 \\ -3 \\ \hline \end{array}$$

$$\begin{array}{r} 10 \\ -4 \\ \hline \end{array}$$

$$\begin{array}{r} 11 \\ -2 \\ \hline \end{array}$$

$$\begin{array}{r} 11 \\ -9 \\ \hline \end{array}$$


$$\begin{array}{r} 11 \\ -7 \\ \hline \end{array}$$

$$\begin{array}{r} 11 \\ -1 \\ \hline \end{array}$$

$$\begin{array}{r} 11 \\ -8 \\ \hline \end{array}$$

$$\begin{array}{r} 11 \\ -3 \\ \hline \end{array}$$

$$\begin{array}{r} 11 \\ -5 \\ \hline \end{array}$$



$$\begin{array}{r} 12 \\ -2 \\ \hline \end{array}$$

$$\begin{array}{r} 12 \\ -9 \\ \hline \end{array}$$

$$\begin{array}{r} 12 \\ -7 \\ \hline \end{array}$$

$$\begin{array}{r} 12 \\ -1 \\ \hline \end{array}$$

$$\begin{array}{r} 12 \\ -8 \\ \hline \end{array}$$

$$\begin{array}{r} 12 \\ -3 \\ \hline \end{array}$$

$$\begin{array}{r} 12 \\ -5 \\ \hline \end{array}$$

Synonyms are words that have the same or similar meanings.

Antonyms are words that have opposite meanings.

In each row, underline the synonym and circle the antonym.



1. big

large

little

dog

2. fast

slow

car

quick

3. glad

silly

sad

happy

4. smile

grin

mouth

frown

5. day

sunny

night

play

Number the sentences in their correct order.




- _____ Lori's friend made a wish and blew out the candles.
- _____ Lori put sixteen blue candles on the cake.
- _____ Lori made a chocolate cake for her friend.
- _____ Lori went to the store and bought a cake mix.
- _____ Lori lit the candles with a match.

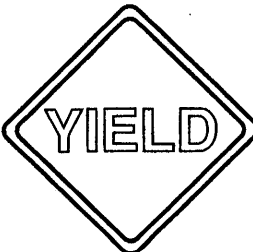
Draw a picture of the birthday cake Lori made.



Match the sign shapes to the correct answer and then color the signs.



yield
yellow



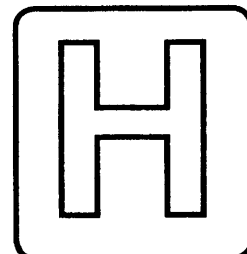
railroad
crossing
black/white




stop
red



hospital
blue




phone
blue



handicapped
blue

Which balloon has the number described by the tens and ones?
Color that balloon. Use the color that is written in each box.

Day




2 tens

blue



3 ones




4 tens

green



6 ones



1 ten

purple



8 ones




5 tens

orange




4 ones



3 tens

black



9 ones



6 tens

brown



7 ones

One word is spelled wrong in each sentence.
Write the correct word from the Word List.



1. A cat is a good pat.

Word List

help

next

leg

pet

net

wet

2. She ran to get hlp.

3. He sat nekst to her.

4. The dog cut his lag.


5. The duck got wit.

6. The fish is in the nut.


Read the sentences. Circle the nouns (naming words).

EXAMPLE:

1. The **horse** lost one of his **shoes**.
2. The dog ran after the mailman.
3. A submarine is a boat.
4. The nurse wrote a note to the sick lady.
5. Did you have a sandwich in your lunch?
6. Our teacher showed us a movie about butterflies.
7. The artist drew a beautiful picture of the city.
8. My little sister has a cute teddy bear.



Write the months of the year in the correct order.



March
November
June

February
January
September

April
May
July

August
December
October

1. _____
2. _____
3. _____
4. _____
5. _____
6. _____

7. _____
8. _____
9. _____
10. _____
11. _____
12. _____

1. Circle the odd numbers in each row.



- a. 2 5 7 3 9 4 6 11
 b. 1 10 6 8 12 13 15 2
 c. 5 11 9 13 14 17 19 3

2. Circle the even numbers in each row.



- a. 6 9 2 11 4 7 3 8
 b. 13 8 10 6 12 16 9 5
 c. 14 16 9 11 12 18 7 4



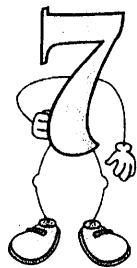
3. Circle the largest number in each set.

- a. 26 or 32 c. 51 or 49 e. 41 or 14
 b. 19 or 21 d. 80 or 60 f. 67 or 76

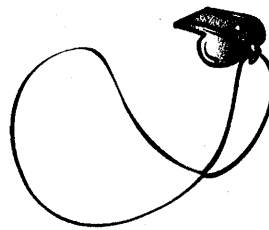
Write the middle consonant of each word below.



pea ___ uts



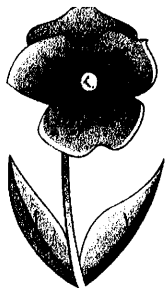
se ___ en




whi ___ tle




ti ___ er




flo ___ er



wi ___ dow



un ___ appy



va ___ uum

Fill in the blank space with a number to get the answer in the box.



$4 - \underline{\quad} =$

$3 + \underline{\quad} =$

$2 + \underline{\quad} =$

3

$5 + \underline{\quad} =$

$2 + \underline{\quad} =$

$9 - \underline{\quad} =$

6

$7 + \underline{\quad} =$

$\underline{\quad} - 1 =$

$\underline{\quad} + 2 =$

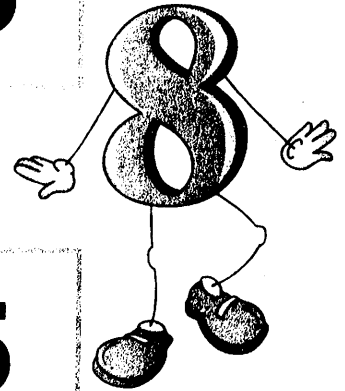
8

$\underline{\quad} - 4 =$

$8 - \underline{\quad} =$

$3 + \underline{\quad} =$

5



Fill in each blank with the correct contraction.

EXAMPLE:

1. cannot

can't

2. I am

3. you are

4. do not

5. he is

6. I will

Write the two words that make up the contraction.

7. didn't

8. isn't

9. you've

10. she's

11. couldn't

12. we're



Fill in the blanks using is or are. On line 9, write a sentence using is. On line 10, write a sentence using are.



1. We _____ going to town tomorrow.
2. The cows _____ in the field.
3. This book _____ not mine.
4. Where _____ a box of chalk?
5. Seals _____ fast swimmers.
6. _____ he going to help you?
7. It _____ very hot outside today.
8. _____ you going to the circus?
9. _____
10. _____

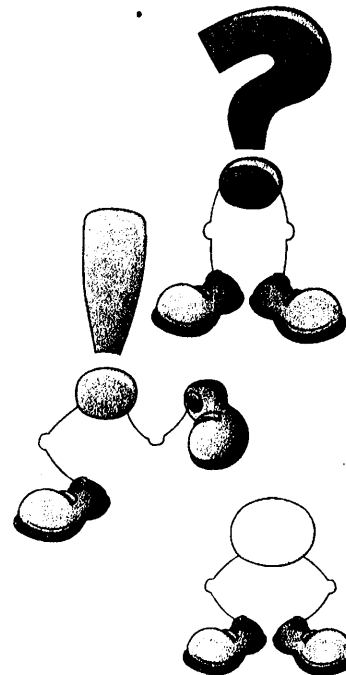


are

Read the sentences. Put a (.), (!), or (?) at the end of each one.



1. What time do you go to bed____
2. Why did the baby cry____
3. That girl over there is my sister____
4. We do not have our work done____
5. Get out of the way____
6. Are you and I going to the movie____
7. Do monsters have horns on their heads____
8. Look out____ That car will run over you____




Super Sediment

What sinks to the bottom of a creek or a river first—pebbles or particles of dirt? Have you ever thought about it? Try this experiment to find out.

Stuff You Need

funnel	paper cup
pebbles	sand
soil	water
soda bottle (2-liter with cap)	



Here's What to Do

1. Use a funnel to pour one paper cup of soil, one of sand, and one of pebbles into the bottle. Pour water into the bottle until it is almost full. Cap it tightly.
2. Shake the bottle until everything is mixed well. Then place the bottle on a shelf. Draw a picture of what you see in your bottle.
3. Watch the particles as they are settling. Come back and check your bottle after 15 or 30 minutes. Check it again in 24 hours.

What's This All About?

We call small bits of rock and soil that get washed into streams and lakes **sediment**. In nature, sediment piles up and forms sedimentary rocks.

In the bottle, you have created a small body of water with lots of sediment. The larger the particle of sediment, the faster it will settle to the bottom of the river or stream. The smaller the particle, the more likely it is to stay in the water longer and settle to the bottom last. In fact, if you were to toss two rocks into a swimming pool, it would be a safe bet that the heavier one would land on the bottom first. Don't try this with large rocks.

More Fun Ideas to Try

1. Find samples of clay, silt, and sand. Fill bottles with each one, add water, shake, and have a race. You can tell how much has settled by how clear the water is. Unless your clay is all in a lump, the samples will settle in the opposite order from how they are listed. Sand will be first, and clay will be last.

Sweet, Sour, Salty, Bitter



Like most people over the age of three, you probably like foods with many different tastes, like pizza and tacos. But did you know you can make a taste map of your tongue?

Stuff You Need

grapefruit rind
lemon
pretzel
sugar cube
water

Here's What to Do

1. Touch a lemon to the very tip of your tongue. Do you taste anything? Don't move your tongue around. Rinse your mouth with water. Touch the lemon to the middle of your tongue and see if you can taste it. Rinse your mouth. Touch the lemon to the sides of your tongue and see if you can taste it.
2. Rinse and repeat with the other items.



What's This All About?

There are four main tastes that we can tell apart: sweet, sour, salty, and bitter. Your tongue is divided into different "taste zones." Each taste zone has its own reserved spot on a certain area of your tongue. By doing this activity, you should be able to discover which part of your tongue detects each kind of taste.

More Fun Ideas to Try

1. Draw a picture of your tongue. Based on your experiments, make a "taste map" of your tongue. Show where you taste salty, sweet, sour, and bitter.