

Motivational Calendar



Month _____

My parents and I decided that if I complete
15 days of **Summer Bridge Activities™** and
read _____ minutes a day, my incentive/reward will be:

Child's Signature _____ Parent's Signature _____

Day 1



Day 9



Day 2



Day 10



Day 3



Day 11



Day 4



Day 12



Day 5



Day 13



Day 6



Day 14



Day 7



Day 15



Day 8



Child: Color the  for daily activities completed.

Color the  for daily reading completed.

Parent: Initial the _____ when all activities are complete.



Discover Something New!



Fun Activity Ideas to Go Along with Section Three!



Play hopscotch, marbles, or jump rope.



Visit a fire station.



Take a walk around your neighborhood.



Name all of the trees and flowers you can.



Make up a song.



Make a hut out of blankets and chairs.

Put a note in a helium balloon and let it go.

7

Start a journal. Write about your favorite vacation memories.

8

Make 3-D nature art. Glue leaves, twigs, dirt, grass, and rocks on paper.

9

Find an ant colony. Spill some food and see what happens.

10

Play charades.

11

Make up a story by drawing pictures.

12

Do something to help the environment.
Clean up an area near your house.

13

Weed a row in the garden. Mom will love it!

14

Take a trip to a park.

15

Learn about different road signs.



Subtraction.




Day


A. $\begin{array}{r} 15 \\ -4 \\ \hline \end{array}$ $\begin{array}{r} 14 \\ -2 \\ \hline \end{array}$ $\begin{array}{r} 16 \\ -8 \\ \hline \end{array}$ $\begin{array}{r} 17 \\ -3 \\ \hline \end{array}$ $\begin{array}{r} 13 \\ -4 \\ \hline \end{array}$

B. $\begin{array}{r} 10 \\ -4 \\ \hline \end{array}$ $\begin{array}{r} 18 \\ -7 \\ \hline \end{array}$ $\begin{array}{r} 13 \\ -6 \\ \hline \end{array}$ $\begin{array}{r} 11 \\ -9 \\ \hline \end{array}$ $\begin{array}{r} 16 \\ -5 \\ \hline \end{array}$

C. $\begin{array}{r} 17 \\ -8 \\ \hline \end{array}$ $\begin{array}{r} 12 \\ -5 \\ \hline \end{array}$ $\begin{array}{r} 10 \\ -1 \\ \hline \end{array}$ $\begin{array}{r} 18 \\ -4 \\ \hline \end{array}$ $\begin{array}{r} 19 \\ -9 \\ \hline \end{array}$



Synonyms are words that have the same or nearly the same meaning. Find a synonym in the train for each of the words below. Write the word on the line.



begin _____ afraid _____ trace _____

ack _____ shut _____ fast _____

ad _____ simple _____ silly _____

big _____ neat _____


Unscramble the scrambled word in each sentence and write it correctly.



1. A brzea is an animal in the zoo. _____
2. The robin has nowlf away. _____
3. We mixed flour and eggs in a owlb. _____
4. Button your button and zip your rpzipe. _____
5. A lot of leppee were at the game. _____
6. We met our new teacher yatdo. _____
7. My old oessh do not fit my feet. _____
8. We made a list of ngtihs to get. _____
9. Jim got irtyd when he fell in the mud. _____
10. eSktri three and you're out. _____

Draw a monster and label the following parts:

stomach, forehead,
tongue, throat,
feet, arms,
eyes, mouth,
legs, nose,
and any other parts
you include.



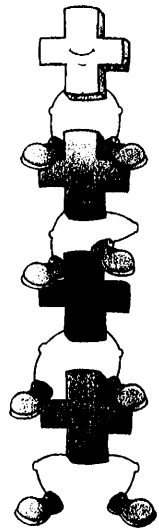
Addition.



Day

3	6	9	5	4	2
5	4	2	1	3	3
<u>+ 2</u>	<u>+ 3</u>	<u>+ 2</u>	<u>+ 2</u>	<u>+ 4</u>	<u>+ 5</u>

4	7	1	6	2	8
5	2	8	1	3	2
<u>+ 3</u>	<u>+ 1</u>	<u>+ 1</u>	<u>+ 4</u>	<u>+ 2</u>	<u>+ 3</u>



7 + 3 + 1 = _____ 8 + 2 + 2 = _____ 3 + 5 + 1 = _____

Read the sentences. Find a synonym in the Word Box for each underlined word. Write the new word on the lines. A synonym is a word that has the same or nearly the same meaning as another word.



automobile

small

glad

rush

The baby is very tiny.

The car ran out of gas.

Susan won, so she was very happy.

My mother was in a big hurry.

Make an X by the answers to the questions.



How is a snake like a turtle?

- ___ 1. They both have shells.
- ___ 2. They both can be found on land.
- ___ 3. They are both reptiles.
- ___ 4. They both fly in the sky.
- ___ 5. They both have tails.
- ___ 6. They both eat flies.

How is a bike like a truck?

- ___ 1. They both have tires.
- ___ 2. They both need gas.
- ___ 3. They both can be different colors.
- ___ 4. They can both be new and shiny.
- ___ 5. They both have four wheels.
- ___ 6. They both can go.

How is a sailor like a doctor?

- ___ 1. They both wear white.
- ___ 2. They both wear hats.
- ___ 3. They both work with dogs.
- ___ 4. They both are people.
- ___ 5. Their job is to help sick people.
- ___ 6. They have to work on a ship.

Finish the story.



One day Denise went out to play. Her friend, Lori, was already

outside. Lori said to Denise, "Let's go play..."

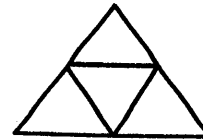

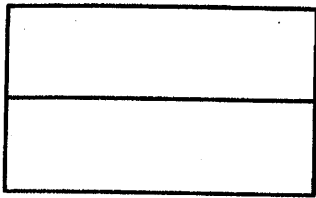
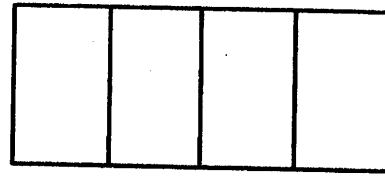
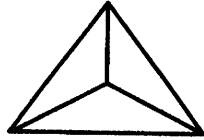
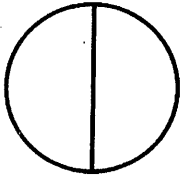
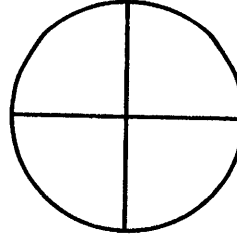


Color in the correct fraction of each picture.

EXAMPLE:

$$\frac{1}{2}$$

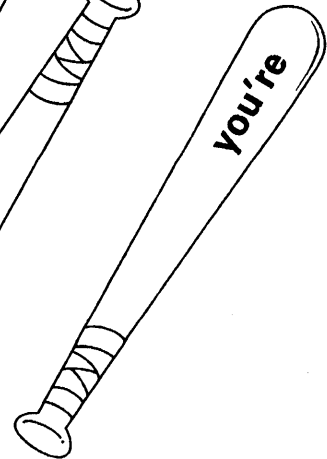
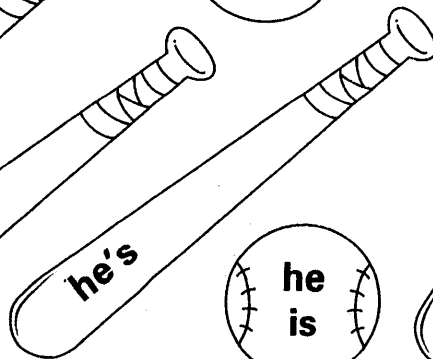
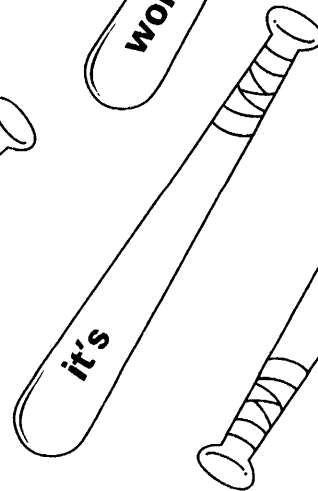

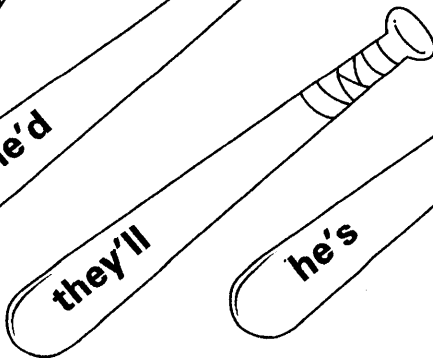

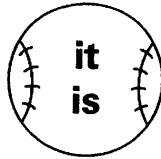
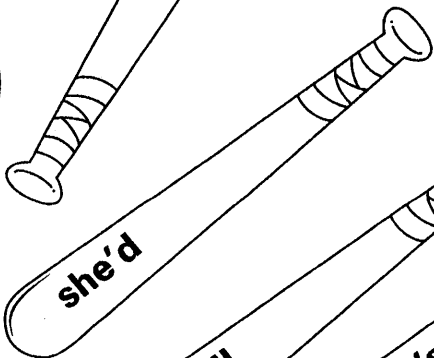



$$\frac{1}{3}$$

$$\frac{1}{4}$$



Color the matching bat and ball with the same color.

EXAMPLE:



Make up five funny sentences using one word from each column on the hot-air balloon. Do not use any of the words more than once.



children	held
robbers	fed
bugs	followed
bears	found
birds	dropped

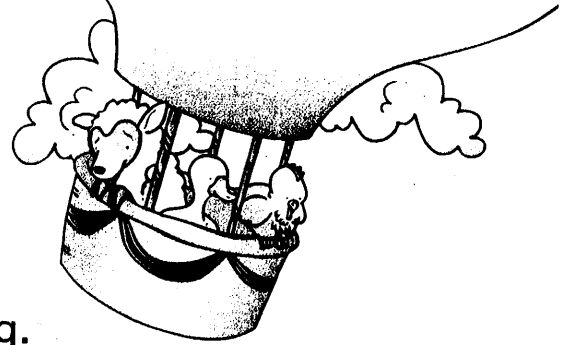
1. _____ the balloons.

2. _____ a big truck.

3. _____ the silly cow.

4. _____ the green frog.

5. _____ all the people.



Read the words in the right column. Write the words in alphabetical order in the left column. Draw your favorite animal in the box.



1. _____ pig

2. _____ horse

3. _____ cat

4. _____ frog

5. _____ ant

6. _____ bear

7. _____ giraffe

8. _____ deer



Add or subtract.



$$\begin{array}{r} 11 \\ + 7 \\ \hline \end{array}$$

$$\begin{array}{r} 18 \\ + 1 \\ \hline \end{array}$$

$$\begin{array}{r} 3 \\ + 7 \\ \hline \end{array}$$

$$\begin{array}{r} 10 \\ - 3 \\ \hline \end{array}$$

$$\begin{array}{r} 17 \\ - 2 \\ \hline \end{array}$$

$$\begin{array}{r} 13 \\ + 6 \\ \hline \end{array}$$

$$\begin{array}{r} 33 \\ + 5 \\ \hline \end{array}$$

$$\begin{array}{r} 64 \\ - 3 \\ \hline \end{array}$$

$$\begin{array}{r} 5 \\ + 3 \\ \hline \end{array}$$


$$\begin{array}{r} 2 \\ + 4 \\ \hline \end{array}$$

$$\begin{array}{r} 12 \\ - 7 \\ \hline \end{array}$$

$$\begin{array}{r} 14 \\ - 11 \\ \hline \end{array}$$

$17 + 2 = \underline{\hspace{2cm}}$

$11 - 3 = \underline{\hspace{2cm}}$



$13 + 5 = \underline{\hspace{2cm}}$

Unscramble the words.



psto _____

ithkn _____

sfat _____

oonn _____

ltpae _____

ppayh _____

pste _____

seay _____

gbrni _____

dbyo _____

rdnki _____

stfri _____

enwt _____

ycr _____

Choose the best adjective from the Word List to complete each sentence.



Word List

funny

six

red

hard

oak

flying


furry

1. His kite got caught in that _____ tree.
2. I can't believe you ate _____ hot dogs!
3. We laughed at the _____ circus clowns.
4. Jackie got a _____ bike for Christmas.
5. My pillow is very _____ and lumpy.
6. The rabbits all had soft and _____ ears.

Circle the main idea of each picture.




1.



The mother pays Rob and Tanner.

The mother is pretty.


2.



The elves are wearing green.

The elves are busy making shoes.

3.



The boys are wearing masks.

The boys are standing together.



Color the coins that match the given amount.



10¢



16¢



25¢



45¢

Match the homophones. Homophones are words that sound the same but have different meanings.



ate

heel

threw

through

cent

sea

pain

pair

knight

night

pear

hear

our

one

know

pane

write

right

here

male

knew

sent

maid

blew

heal

eight

mail

no

see

new

sail

made

von

hour

blue

sale

Story Time. Read the story.



Frog liked to sit on a lily pad in the pond. He liked to sing songs. He loved to catch bugs, too. His mom told him to be careful because his beautiful voice would turn into a croak if he ever sank into the water. Frog didn't listen. One day, he ate too many bugs, and the lily pad sank into the water. When Frog jumped up onto another lily pad and began to sing, only a croak came out! Frog shrugged and ate another bug. Yum, yum!



What do you like best about the story?

Why do you think Frog shrugged at the end?

Handwriting practice lines consisting of a solid top line, a dashed middle line, and a solid bottom line. There are four sets of these lines provided for writing answers.

Draw four things that belong in each box.



**Things in
the ocean**


**Things in
the sky**

**Things in
a cave**

Add or subtract.

10	18	7	7	8	6	9
<u>-4</u>	<u>-14</u>	<u>-3</u>	<u>+5</u>	<u>+2</u>	<u>-4</u>	<u>-4</u>

11	11	10	9	8	9	7
<u>-1</u>	<u>+8</u>	<u>-8</u>	<u>+8</u>	<u>+2</u>	<u>+1</u>	<u>-5</u>



8 + 6 = _____

9 + 3 = _____

4 + 9 = _____

Antonyms. Match the words with opposite meanings.



strong — young
 bad — sad
 over — weak
 old — good
 happy — under

add never
 inside sink
 wet outside
 float subtract
 always dry

light thin
 fat off
 tall fast
 on dark
 slow short

Finish each table.

Day

Add 10	
5	15
8	
7	
9	
3	
4	

Add 8

2

6

4

7

3

5

Add 6	
10	
6	
8	
7	
4	
5	



Circle the correctly spelled word in each row.



- | | | | | | |
|-------------|---------|--------|------------|--------|--------|
| 1. ca'nt | can'nt | can't | 9. wonce | onse | once |
| 2. esy | easy | eazy | 10. pritty | preety | pretty |
| 3. crie | cri | cry | 11. carry | carey | carrie |
| 4. kea | key | kee | 12. you're | yure | yo're |
| 5. buy | buye | biy | 13. parte | part | parrt |
| 6. lihg | light | ligte | 14. star | stor | starr |
| 7. allready | already | alredy | 15. funy | funny | funnie |
| 8. summ | som | some | 16. babie | babey | baby |

Circle the correct answer.



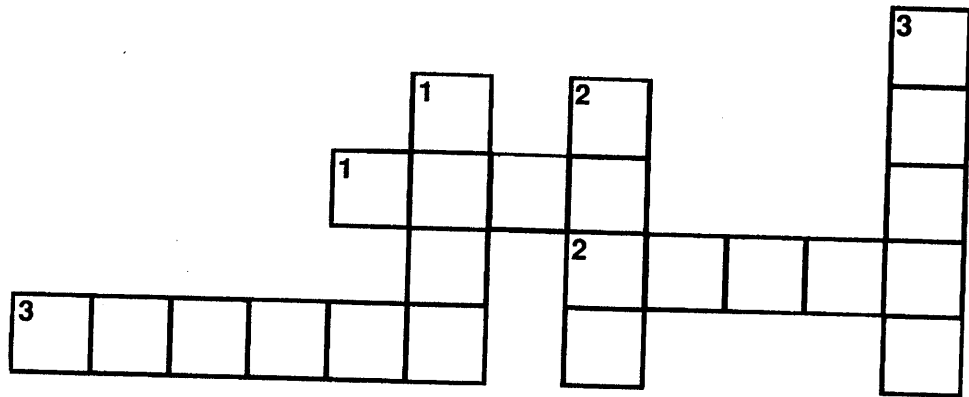
1. Another name for boy is: girl son funny
2. After seven comes: six nine eight
3. I bite with: wheel teeth arms
4. A car and truck roll on: with whip wheels
5. A farmer grows: ship wheat land
6. Your brain helps you: this thing think

Do the crossword puzzle.



Word List

- cent
- sent
- here
- night
- write
- weight



Down

Across

- | | |
|---|--|
| <ol style="list-style-type: none"> 1. A penny is worth one _____. 2. My friend _____ me a letter. 3. Please _____ your name. | <ol style="list-style-type: none"> 1. Will you please come _____? 2. When the sun goes down, it is _____. 3. The doctor checked my _____. |
|---|--|

Make number sentences.

Remember: Use only the numbers in the circles.



Day

EXAMPLE:

13
8 5

12
5 7

$$\begin{array}{r} \underline{8} + \underline{5} = \underline{13} \\ \underline{\quad} + \underline{\quad} = \underline{\quad} \\ \underline{\quad} - \underline{\quad} = \underline{\quad} \\ \underline{\quad} - \underline{\quad} = \underline{\quad} \end{array}$$

$$\begin{array}{r} \underline{\quad} + \underline{\quad} = \underline{\quad} \\ \underline{\quad} + \underline{\quad} = \underline{\quad} \\ \underline{\quad} - \underline{\quad} = \underline{\quad} \\ \underline{\quad} - \underline{\quad} = \underline{\quad} \end{array}$$

14
8 6

6 9
15


$$\begin{array}{r} \underline{\quad} + \underline{\quad} = \underline{\quad} \\ \underline{\quad} + \underline{\quad} = \underline{\quad} \\ \underline{\quad} - \underline{\quad} = \underline{\quad} \\ \underline{\quad} - \underline{\quad} = \underline{\quad} \end{array}$$

$$\begin{array}{r} \underline{\quad} + \underline{\quad} = \underline{\quad} \\ \underline{\quad} + \underline{\quad} = \underline{\quad} \\ \underline{\quad} - \underline{\quad} = \underline{\quad} \\ \underline{\quad} - \underline{\quad} = \underline{\quad} \end{array}$$

Word List

Put the words under the correct sound-picture.

long o (ō)  nose

short o (ö)  pop



- bone fox
- those coat
- log rock
- drove top
- job rope

- 1.
- 2.
- 3.
- 4.
- 5.

- 1.
- 2.
- 3.
- 4.
- 5.

Read the sentences. Circle and write the action verb in each sentence.




EXAMPLE:

1. The chicken **ran** away. ran
2. Judy cut her finger with the knife. _____
3. A kangaroo can hop very fast. _____
4. I like to swim in our pool. _____
5. Ted and Sid will chop some wood. _____
6. That kitten likes to climb trees. _____
7. We will eat dinner at six o'clock. _____
8. The baby was yawning. _____




Draw a face beside each statement that shows how it makes you feel.


1. a rainy day




2. fighting with a friend




3. chocolate cake




4. birthday presents



5. playing soccer



6. going to Grandmother's

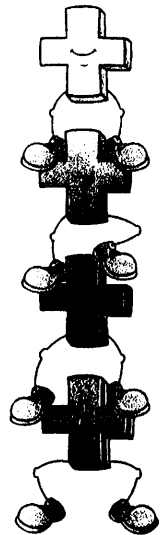


Addition.



3	3	6	2	4	5
2	4	1	2	3	4
<u>+ 1</u>	<u>+ 2</u>	<u>+ 2</u>	<u>+ 3</u>	<u>+ 3</u>	<u>+ 6</u>

1	6	7	4	5	4
3	3	2	5	2	4
<u>+ 2</u>	<u>+ 1</u>	<u>+ 1</u>	<u>+ 2</u>	<u>+ 3</u>	<u>+ 1</u>



Write soft c words under pencil. Write hard c words under candy.

grocery
cake


cattle
cellar

cement
crib

corn
grace

price
cow

pencil



candy



1. _____

2. _____

3. _____

4. _____

5. _____

1. _____


2. _____

3. _____

4. _____

5. _____

Color the shape that matches the description.




2 tens

green

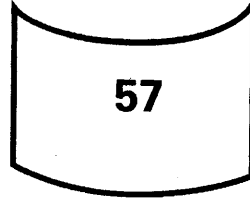


3 ones




5 tens


purple




7 ones



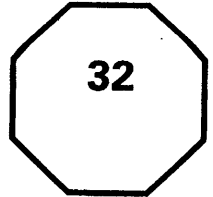
5 tens



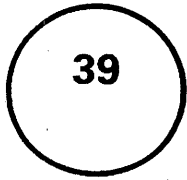
2 ones



2 tens




3 ones




3 tens

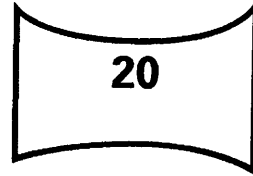
red



9 ones



1 ten



0 ones

blue

Write each word under the correct sound-picture.



tower
flown

blow
bowls

mow
how

clown
frown

elbow
own

crown
brown



cow



pillow

Handwriting practice lines for the word 'cow'. Each set consists of a solid top line, a dashed middle line, and a solid bottom line. There are five such sets of lines.

Handwriting practice lines for the word 'pillow'. Each set consists of a solid top line, a dashed middle line, and a solid bottom line. There are five such sets of lines.

Draw a line to the right word.




EXAMPLE:

- | | |
|--|----------|
| 1. Something near you is | clock |
| 2. Something that tells time is a | bird |
| 3. A time of day is | babies |
| 4. A crow is a kind of | snoop |
| 5. A place where fish live is an | close |
| 6. Pork is a kind of | dusk |
| 7. Chicks, ducklings, and fawns are kinds of | aquarium |
| 8. A shop is a kind of | strike |
| 9. To hit something is to | store |
| 10. To look in someone else's things is to | meat |

Write as many words as you can that describe...



ice cream



watermelon

Subtract.

$$\begin{array}{r} 57 \\ - 32 \\ \hline \end{array}$$

$$\begin{array}{r} 68 \\ - 44 \\ \hline \end{array}$$

$$\begin{array}{r} 96 \\ - 92 \\ \hline \end{array}$$

$$\begin{array}{r} 57 \\ - 43 \\ \hline \end{array}$$

$$\begin{array}{r} 38 \\ - 3 \\ \hline \end{array}$$

$$\begin{array}{r} 59 \\ - 45 \\ \hline \end{array}$$



$$\begin{array}{r} 83 \\ - 62 \\ \hline \end{array}$$


$$\begin{array}{r} 75 \\ - 20 \\ \hline \end{array}$$

$$\begin{array}{r} 48 \\ - 4 \\ \hline \end{array}$$

$$\begin{array}{r} 95 \\ - 31 \\ \hline \end{array}$$

$$\begin{array}{r} 68 \\ - 26 \\ \hline \end{array}$$

$$\begin{array}{r} 39 \\ - 10 \\ \hline \end{array}$$



$$\begin{array}{r} 89 \\ - 53 \\ \hline \end{array}$$

$$\begin{array}{r} 19 \\ - 3 \\ \hline \end{array}$$

$$\begin{array}{r} 24 \\ - 11 \\ \hline \end{array}$$

$$\begin{array}{r} 52 \\ - 31 \\ \hline \end{array}$$

$$\begin{array}{r} 63 \\ - 41 \\ \hline \end{array}$$

$$\begin{array}{r} 76 \\ - 22 \\ \hline \end{array}$$

$$\begin{array}{r} 88 \\ - 44 \\ \hline \end{array}$$

$$\begin{array}{r} 90 \\ - 30 \\ \hline \end{array}$$

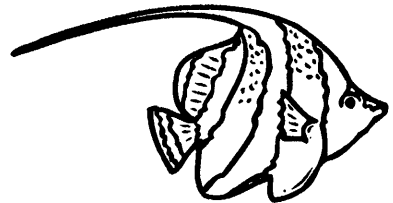
Write in the name of each picture and color.




s o _ _




g r _ _ s




_ _ s h



s h _ _ t



_ _ o v e




g a t _

Complete the sentences by writing nouns that make sense on the lines.



1. The _____ went to the beach.



2. A nurse works in a _____

3. A _____ ran when the alligator moved.

4. My _____ put the _____ in a jar.

5. A _____ tastes very sweet.

6. The _____ made a lot of _____

When school starts again, I want to...




Handwriting practice lines consisting of multiple sets of solid top and bottom lines with a dashed middle line.

sh each table.

tract 5	
4	

subtract 3	
10	
9	
7	
8	
6	
11	


subtract 2	
11	
7	
9	
5	
8	
6	




le the correct r-controlled vowel.




ir or ar



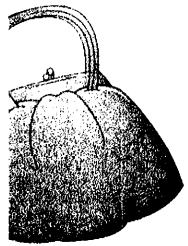
ur or ar




ir or ar



ar ur or




ir or ar



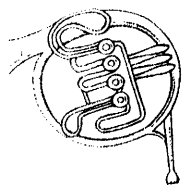
ir or ar




ir or ar



ir et ar



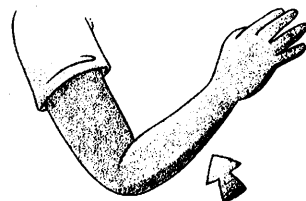
or ar



er ur ar



ir or ar




er or ar

Complete the riddles.



1. I am rather tiny. I have wings and buzz around.
I can be a real pest at picnics. I am a _____.
2. I was just born. My mother and father feed me and keep me dry. I cry and sleep, but I cannot walk. I am a _____.
3. I am made of metal and am quite little. I can lock things up and open them, too! I am a _____.
4. I like to sing. I lay eggs. I like to eat bugs and worms.
I am a _____.

Number the sentences in each group 1-4 to show the correct order.



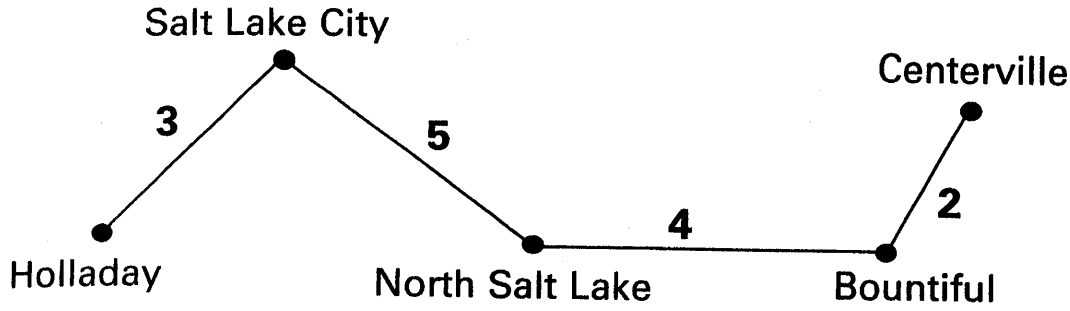
- _____ Doug chased lightning bugs.
- _____ The jar broke, and the bugs flew away.
- _____ Doug caught two lightning bugs.
- _____ Doug put the lightning bugs in a jar.

- _____ Nick came home from school.
- _____ Nick made a sandwich.
- _____ Nick ate a sandwich.
- _____ Nick went to the kitchen.

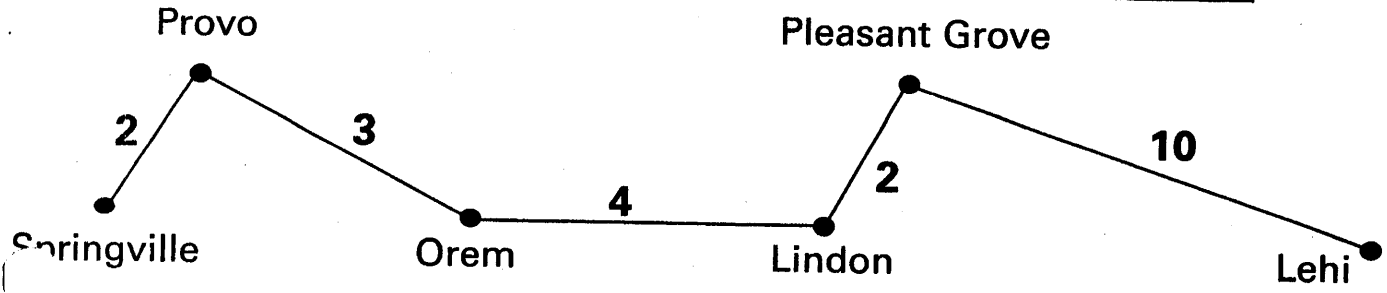
Math. Below are two mileage maps.
Use them to answer the questions.



How many miles is it from Salt Lake City to Bountiful? _____ miles



How many miles is it from Provo to Pleasant Grove? _____ miles



Read the sentences. Is the underlined word in each sentence spelled right or wrong? Circle the correct answer.



- | | | |
|--|-------|--------------|
| 1. Jane is a very <u>brav</u> girl. | right | wrong |
| 2. The flag is red, white, and <u>bloo</u> . | right | wrong |
| 3. Those girls are in my <u>class</u> . | right | wrong |
| 4. Mike is a very <u>helpfull</u> friend. | right | wrong |
| 5. I remembered to turn off the <u>light</u> . | right | wrong |
| 6. This candy is sticky <u>stuf</u> . | right | wrong |
| 7. Is <u>shee</u> coming with us? | right | wrong |
| 8. Don't <u>lose</u> your boots. | right | wrong |

Noisy or quiet? Put an **N** in front of things that are noisy and a **Q** in front of things that are quiet. Draw a noisy picture and a quiet picture.



Noisy

- ___ 1. A butterfly flying through the air.
- ___ 2. A cook using a mixer to make a cake.
- ___ 3. Popcorn popping on the stove.
- ___ 4. A dress hanging up to dry.
- ___ 5. A child reading to herself.
- ___ 6. Ice cream melting in the sun.
- ___ 7. A cat and dog fighting in the driveway.
- ___ 8. A band marching in a parade.

Quiet


Homonyms. The following words sound and are spelled the same but have two different meanings. Write two sentences using the different meanings.



bat: a wooden stick that is used to hit a ball
a small animal that flies at night

spring: the season of the year between winter and summer
to jump or bounce into the air

Add or subtract.



Day

$\begin{array}{r} 24 \\ + 12 \\ \hline \end{array}$	$\begin{array}{r} 16 \\ - 0 \\ \hline \end{array}$	$\begin{array}{r} 28 \\ - 14 \\ \hline \end{array}$	$\begin{array}{r} 37 \\ - 26 \\ \hline \end{array}$	$\begin{array}{r} 42 \\ + 27 \\ \hline \end{array}$	$\begin{array}{r} 12 \\ + 11 \\ \hline \end{array}$
---	--	---	---	---	---



$\begin{array}{r} 87\text{¢} \\ - 16\text{¢} \\ \hline \end{array}$	$\begin{array}{r} 79\text{¢} \\ - 54\text{¢} \\ \hline \end{array}$	$\begin{array}{r} 3 \\ + 13 \\ \hline \end{array}$	$\begin{array}{r} 15\text{¢} \\ + 24\text{¢} \\ \hline \end{array}$	$\begin{array}{r} 97 \\ - 64 \\ \hline \end{array}$	$\begin{array}{r} 40 \\ + 40 \\ \hline \end{array}$
---	---	--	---	---	---

$\begin{array}{r} 12 \\ 40 \\ + 62 \\ \hline \end{array}$	$\begin{array}{r} 18 \\ 20 \\ + 11 \\ \hline \end{array}$	$\begin{array}{r} 41 \\ 6 \\ + 32 \\ \hline \end{array}$	$\begin{array}{r} 66 \\ 22 \\ + 11 \\ \hline \end{array}$	$\begin{array}{r} 13 \\ 22 \\ + 24 \\ \hline \end{array}$	$\begin{array}{r} 30 \\ 12 \\ + 10 \\ \hline \end{array}$
---	---	--	---	---	---

Circle either g or j below each word to show which sound the g makes.



giant
g j

girl
g j

gentle
g j

game
g j

gym
g j

cage
g j

angel
g j

giraffe
g j

goat
g j

again
g j

frog
g j

gate
g j


change
g j

badger
g j

golf
g j

dragon
g j


go
g j



Answer the riddles. Write the correct short a (ă) word on the line.
Then draw a picture of your answer in the box.



The mother of baby
kittens
is a _____.



To play baseball
you need a ball and
_____.

When we cross
the street, hold
my _____.


Match the words that rhyme.




goat	tree
last	band
bee	boat
sand	fast

shoe	hair
chair	two
mean	rain
train	bean


Write the number of gum balls in each picture.




tens	ones




hundreds	tens	ones



hundreds	tens	ones



hundreds	tens	ones



Fill in the blanks. (You might have to ask Mom or Dad for help with the answers.)




When I was a baby, I learned to talk. My first words were _____ and _____.

I learned how to walk when I was _____ years old.

If babies could talk, they would tell us...

End each sentence with the correct mark. Use a (.), (!), or (?).



Allie went to the zoo _____

The tigers scared Allie _____

Do you like the zoo _____

Rob visited a farm _____

Pigs are huge and messy _____

What is your favorite animal _____

Write a sentence or two.



"I can be safe this summer by..." (For example: staying away from rivers, not getting sunburned, keeping my bike out of the road when I ride, etc.)

Handwriting practice lines consisting of solid top and bottom lines with a dashed middle line. There are four sets of these lines provided for writing.



Catching Ice Cubes



In winter, people use salt to melt ice on sidewalks. You can use salt to catch an ice cube with a piece of string.

Stuff You Need

ice cube
salt
string (12 inches)

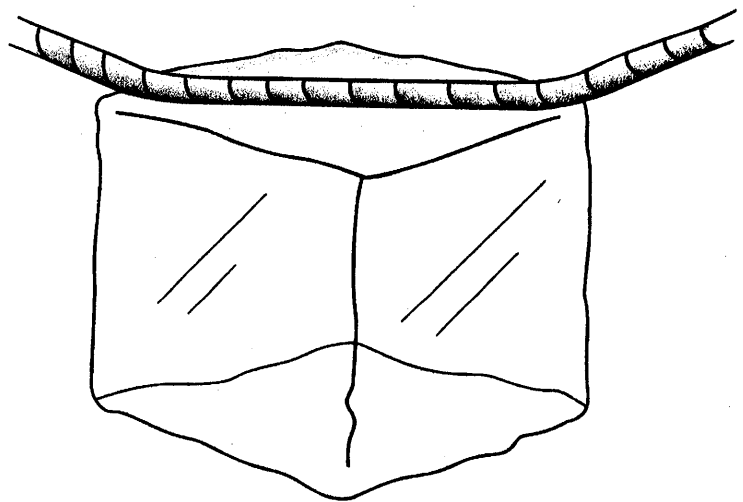
Here's What to Do

1. Try to catch the ice cube with just a 12-inch piece of string and nothing else. You can't tie the string around the ice cube. Can you do it?
2. Now, lay the string on the ice cube and sprinkle a little salt on the string. Count to three and slowly lift up the string. Like magic, the ice cube is now attached!

What's This All About?

As the salt touches the water layer on the surface of the ice cube, the water dissolves the salt.

The salt uses energy to dissolve. Whenever energy is used, heat is released. This makes the water freeze again, which attaches the string to the ice. This type of reaction also happens when you fill an ice tray with hot water and put it in the freezer. It will actually freeze faster than an ice tray full of cold water! Try it and see.



Pinching Water




Could you hold two streams of water together or separate two streams of water that had been flowing together? You'd probably have to be pretty powerful! Or would you?

Stuff You Need

adult
hammer
masking tape
nail (8- or 16-penny)
soup can (empty)
water

Here's What to Do



1. Ask an adult to use the hammer and nail to punch two small holes in the lower section of the can. The holes should be very close to the bottom and half an inch apart. Look at the picture if you have any questions. Put a piece of tape over the holes.
2. Fill the can with water. Take the can outside or hold it over a sink. Remove the tape. Which direction does the water shoot?
3. Try pinching the two streams together; then try to split the two streams apart.

What's This All About?

When you pinch the streams of water together, the water molecules are attracted to each other. The water molecules act like magnets—they attract each other and form larger water droplets.

By flicking the water streams apart, you push the streams far enough away that they can't "feel the attraction." So they stay separate.

As long as you have water in the can, you will be able to pinch and split the streams of water.